

Kendall Schooltool Parent Portal

The Kendall SchoolTool Parent Portal allows parents or guardians who have children in grades 3-12 the ability to access vital information about their children quickly and accurately during the school year. Parents are able to view attendance records, test results, assignments and grades as soon as they are recorded (for grades 7-12), enabling them to intervene quickly and communicate with teachers, counselors or support personnel, if necessary. The SchoolTool Parent Portal will help parents assist their children achieve their potential and work collaboratively with their child's teacher or team.



The screenshot displays the Kendall SchoolTool Parent Portal interface. At the top left, there is a logo featuring an eagle and the word "Kendall". To its right, the text "SchoolTool" is prominently displayed in a blue banner. Below this, a red notification message states "schooltool is upgraded to version 8.0". The page includes a navigation bar with "Home" links on both sides. On the left, there are input fields for "Username:" and "Password:", followed by a "Login" button. In the center, a large blue "K" logo is accompanied by the district's mission statement: "The mission of the Kendall School District is to provide the knowledge, skills, values, and attitudes needed by students to live responsibly and to compete in today's and tomorrow's world." At the bottom, two photographs show school buildings: a large, multi-story brick building on the left and a smaller, single-story brick building on the right.

Accessing the Parent Portal



Schooltool Parent Portal URL:

<https://schooltool.kendallschools.org/schooltoolweb/>

You can also find and follow the teal Schooltool Logo at the base of the Kendall Schools District home page.

Logging Into Schooltool

- In order to have permissions in the Parent Portal, the first step is completing the [Parent Access Form](#) to create the account.
- Once the account is created, each parent/guardian will receive an email from Schooltool with their initial password.
- The username is the email address identified on the Parent Access form.
- The password is provided and emailed by Schooltool.

Username:

Password:

Login



Kendall

Home | Help |

Logout

SchoolTool

schooltool is upgraded to version 8.0

Home

Home

My Home

My Home

Students

Campus


Account

Change Password

Old Password:

New Password:

Confirm:



- Upon entering the Parent Portal, your password can be changed.
- Select the **Account** tab.
- Enter your computer generated password into the old password box.
- Enter a new password greater than 8 characters, with a combination of letters, numbers and symbols.
- Note: If you try logging into the Parent Portal account more than three times with an incorrect password, your account will be locked and you will have to notify Mrs. Hardenbrook to unlock the account.

Home | Help | Logout

SchoolTool










Training Database

Home Home

My Home My Home Students Campus Account

Welcome, Cherie Nothnagle, today is Wednesday, July 21, 2010

Contacts

▶ Mickey Nothnagle <u>100 Redman Rd</u> <u>Hamlin, NY 14464</u>	Son Home: (585) 671-5555 Unl	  
▶ Marie Nothnagle <u>100 Redman Rd</u> <u>Hamlin, NY 14464</u>	Daughter Home: (585) 671-5555 Unl	  
▶ Sage Nothnagle <u>100 Redman Rd</u> <u>Hamlin, NY 14464</u>	Daughter Home: (585) 671-5555 Unl	  

- KCS uses the Students tab and the Account tab.
- The students tab provides parents with a list of all students that belong to the parent.
- The account tab allows parents to change passwords.

Home | Help | Logout

SchoolTool







Training Database

Home Home

My Home My Home Students Campus Account

Welcome, Cherie Nothnagle, today is Wednesday, July 21, 2010
















Contacts

	Mickey Nothnagle <u>100 Redman Rd</u> <u>Hamlin, NY 14464</u>	Son Home: (585) 671-5555 Unl	    
---	--	---------------------------------	---







- By selecting the blue Select arrow, parents can see the details about their child.
- Once a parent has selected a student, the screen will refresh with that student's Personal Information and several tabs.
 - Kendall Elementary student tabs: Contacts, Schedule, and Attendance
 - Kendall Jr/Sr High student tabs: Contacts, Schedule, Attendance, Discipline, Grades, and Assignments.

Navigation Buttons

Schooltool uses simple navigation buttons that allow you to perform basic functions with a single click of the mouse. If you hover your mouse over a button, it will display a “tool tip” and tell you what that button is used for. Below is a list of the more common buttons that you will see in schooltool.

 Primary Contact	 Receives mail	 Pick up rights
 Parent Portal access	 Restricted View	 Select
 Email	 Done or Return	 Previous or Done
 Show/Hide	 Show/Hide	 Cancel
 Spell Check	 On-line Help	 Print

Contacts Tab

Student			Contacts	Schedule	Attendance	Discipline	Grades	Assignments
Contacts								
Cherie Nothnagle 			Mother	    				
<u>100 Redman Rd</u> <u>Hamlin, NY 14464</u>			Home: (585) 671-5555 Unl					
Siblings								
Marie Nothnagle	4/1/2003 (7 yr 3 mo)	Kendall Elementary School/2						
Sage Nothnagle	4/1/2003 (7 yr 3 mo)	Kendall Elementary School/2						

The contacts tab provides a list of contacts associated with the student. This will list parents, guardians, and siblings.

Schedule Tab

- The Schedule tab provides a complete list of the student's schedule for the current school year. This list shows which course the student has during each period, which section number the student is in, the days that the course meets, the room where the course meets, and the teacher who teaches that course.
- Parents may also easily email the teachers by clicking on the envelope.

Student						
Contacts Schedule Attendance Discipline Grades Assignments						
Standard View Grid View						
Fall						
Period	Section	Course	Days	Room	Teacher	✉
1	1	GCC Calculus	A,B	102	Mr. Timmer	✉
2	3	Phys Ed Sr 11 - 12	A	024a	Mr. ...	✉
3	1	Economics (313)	A,B	109	Mr. Bourne	✉
4	1	English 12 (313)	A,B	105	Ms. Lloyd	✉
5A - 5C	1	Sr High Chorus	B	13	Mr. Miller	✉
6 - 7	1	Brkpt./KCS 3-1-3	A,B			

Attendance Tab

- The attendance tab provides a list of the student's absences for the elected school year.

The screenshot shows a web interface with a navigation bar containing tabs for Student, Contacts, Schedule, Attendance, Discipline, Grades, and Assignments. The Attendance tab is selected. Below the tabs, there are radio buttons for 'Daily Attendance' (selected), 'All Course Attendance', and 'Missed Course Attendance'. A dropdown menu shows '2009-2010'. Below this is a table with two columns: 'Type' and 'Date'.

Type	Date
In	5/26/2010 11:05:00 AM
Out	5/26/2010 9:30:00 AM
Absent	4/16/2010
Out	4/15/2010 9:00:00 AM
Absent	3/15/2010
Absent	1/28/2010
Out	10/23/2009 1:55:00 PM
In	10/22/2009 2:00:00 PM
Out	10/22/2009 8:39:00 AM

Discipline Tab

- The discipline tab provides parents with the ability to view the referrals their child has received in the selected school year.
- The list shows the student's grade, date seen, date of incident, offense type, and disposition assigned for that referral.
- Note: This tab is only seen in the high school.

Grades Tab

The grades tab provides parents with a view of the student's grades for each class for the current school year.

Student							
		Contacts	Schedule	Attendance	Discipline	Grades	Assignments
School Year	2009-2010	View	Marking Period Grades	For	Quarter 1		
Course	Teacher	MP	Days	Period	Section	Grade	Comments
Algebra 2/Trigonometry	<input checked="" type="checkbox"/> Mr. Zimmer <input checked="" type="checkbox"/> Mr. Flores	F,S	A,B	7	3	91	<ul style="list-style-type: none"> Shows excellent effort. Has shown improvement.
Chemistry	<input checked="" type="checkbox"/> Ms. Warren	F,S	A,B	1	1	79	<ul style="list-style-type: none"> Shows good effort. Pleasure to have in class. Homework is frequently missing.
English 11	<input checked="" type="checkbox"/> Ms. Lloyd	F,S	A,B	6	3	87	<ul style="list-style-type: none"> Shows good effort. Pleasure to have in class.
GCC Spanish IV	<input checked="" type="checkbox"/> Ms. Rosales	F,S	A,B	4	1	92	<ul style="list-style-type: none"> Shows excellent effort. Has a good attitude towards school. Working conscientiously.
GCC US History	<input checked="" type="checkbox"/> Mr. King	F,S	A,B	3	1	87	<ul style="list-style-type: none"> Shows good effort. Pleasure to have in class. Has a good attitude towards school.
Phys Ed Sr 11 - 12	<input checked="" type="checkbox"/> Mr. Leicht	F,S	B	2	4	90	<ul style="list-style-type: none"> Shows excellent effort. Physical Education folder is incomplete.

Assignments Tab

- The assignments tab shows a list of all graded assignments for the current year. This can be filtered by school year, marking period, and/or course.
- If there is no grade under the student score column for an assignment, it means that the teacher has not yet posted the grades in Schooltool. It does not mean a zero.

Course Name	Assignment Name	Assignment Date	Max Score	Student Score	Teacher Name
GCC US History	Presidents list	9/9/2009	100	100	King
GCC US History	chapter 1 overview	9/9/2009	100	100	King
Algebra 2/Trigonometry	HW 9/9 - Factoring Day 1 EVENS	9/9/2009	3	3	Zimmer
GCC Spanish IV	Course syllabus	9/9/2009	20	20	Rosales
GCC Spanish IV	Busca a una persona que	9/9/2009	15	15	Rosales
GCC US History	Map packet	9/10/2009	100	100	King
Algebra 2/Trigonometry	HW 9/10 More Factoring Practice	9/10/2009	3	3	Zimmer
English 11	Contact Info Sheet	9/10/2009	25	25	Lloyd
Sr High Chorus	Part. 9/11	9/11/2009	10	10	Miller
GCC US History	Chapter 1 vocabulary	9/11/2009	100	90	King



Kendall School Tool

Kendall Central School District is pleased to offer the SchoolTool Parent Portal, a tool designed to enhance the communication and involvement of parents in their child's education. The Parent Portal will allow online, timely, and secure access to monitor your child's academic progress and current attendance. Please complete this form in order to access your child's data.

Information to be completed by birth parent or legal guardian only. (Please print clearly)

Date: _____ School: _____
Haverhill or High School

Full Name: _____ M.I. _____
Last First

Address: _____ Apt. _____
Street Address

_____ City _____ State _____ Zip Code _____

Home Phone: () _____ Alternate Phone: () _____

Relationship to student: _____

Email Address: _____

I verify that I am the legal guardian of the child(ren) listed below and that I should have access rights to the parent portal. I agree that I will not share my password or allow anyone other than myself to use this account, including my own child(ren). I agree to protect any information printed or transferred to my computer or destroy any documentation generated from this site.

Signed: _____

Student Information		
Student's Name (last, middle, first)	Grade	Student Date of Birth
